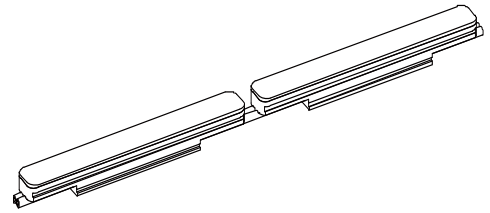


ECOHiLUX照明器具 配光データシート

意匠図

| | | | | | |
|------|---------------|--------|---|------|------|
| 器具品名 | フレキシブルユニット屋内用 | | | 保守率 | |
| 器具品番 | LDKSFU24V509 | | | 良 | 0.69 |
| 部品品名 | - | | | 中 | 0.67 |
| 部品品番 | - | | | 否 | 0.63 |
| 器具光束 | 1350lm | 最大取付間隔 | | 器具効率 | |
| 光源 | LED | AA | - | 上方向 | 1% |
| 光源光束 | 1350lm | BB | - | 下方向 | 99% |
| | | | | 全方向 | 100% |

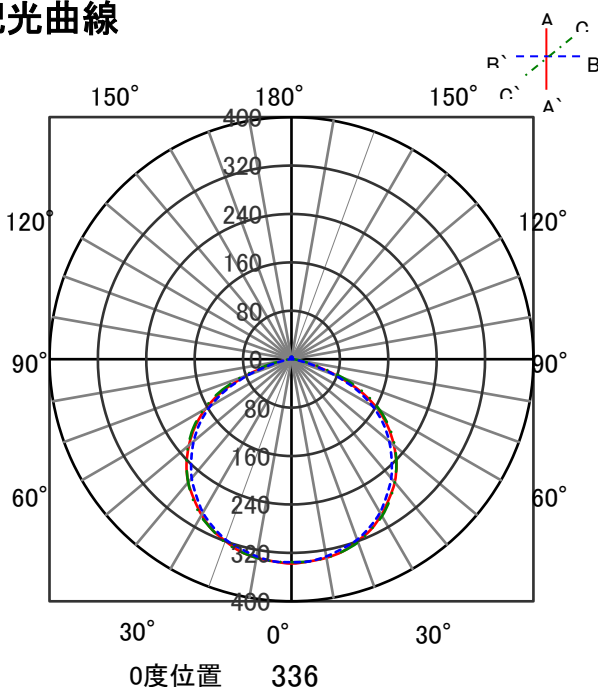


照明率表

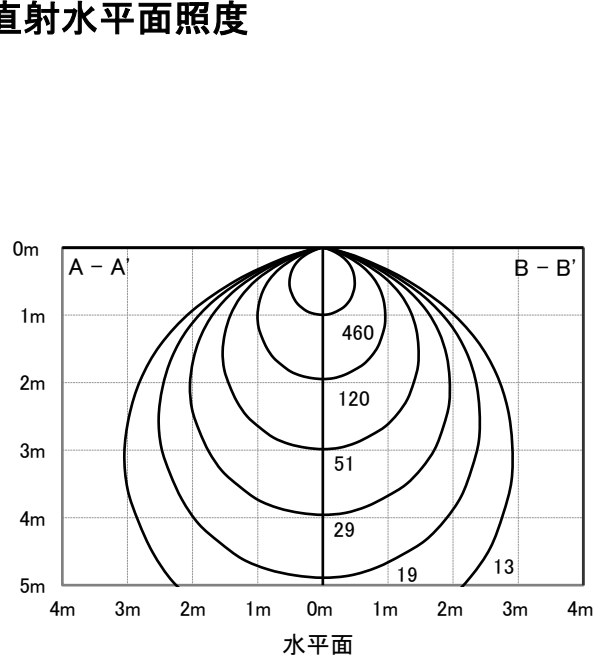
作業面照明率(×0.01)

| 反天井 %射率 | 80 | | | | | | | | 70 | | | | | | | | 50 | | | | 30 | | 0 | |
|-------------|-----|-----|-----|-----|-----|-----|-----|-----|-----|-----|-----|-----|-----|----|-----|-----|-----|----|----|-----|----|----|----|----|
| | 壁 | 70 | 50 | 30 | 10 | 70 | 50 | 30 | 10 | 70 | 50 | 30 | 10 | 50 | 30 | 10 | 30 | 10 | 0 | 0 | | | | |
| 床 | 30 | 10 | 30 | 10 | 30 | 10 | 10 | 30 | 10 | 30 | 10 | 30 | 10 | 30 | 10 | 10 | 30 | 10 | 30 | 10 | 0 | 0 | | |
| 室 指 数 | 0.4 | 45 | 42 | 32 | 31 | 24 | 24 | 19 | 44 | 41 | 31 | 30 | 24 | 23 | 19 | 30 | 29 | 23 | 23 | 19 | 23 | 23 | 19 | 17 |
| | 0.6 | 63 | 58 | 48 | 46 | 39 | 38 | 33 | 61 | 56 | 47 | 45 | 39 | 38 | 33 | 46 | 44 | 38 | 37 | 32 | 37 | 37 | 32 | 30 |
| | 0.8 | 73 | 67 | 59 | 55 | 49 | 47 | 41 | 71 | 65 | 57 | 54 | 48 | 47 | 41 | 55 | 53 | 47 | 46 | 41 | 46 | 45 | 40 | 38 |
| | 1 | 82 | 74 | 68 | 63 | 58 | 55 | 50 | 79 | 72 | 67 | 62 | 58 | 55 | 49 | 64 | 60 | 56 | 54 | 49 | 54 | 53 | 48 | 46 |
| | 1.3 | 91 | 81 | 78 | 71 | 68 | 64 | 59 | 88 | 79 | 76 | 70 | 67 | 64 | 58 | 72 | 68 | 65 | 62 | 58 | 63 | 61 | 57 | 55 |
| | 1.5 | 96 | 85 | 84 | 76 | 75 | 69 | 64 | 93 | 83 | 82 | 75 | 73 | 69 | 64 | 78 | 73 | 71 | 67 | 63 | 68 | 66 | 62 | 59 |
| | 2 | 104 | 91 | 93 | 83 | 85 | 78 | 73 | 100 | 89 | 91 | 82 | 83 | 77 | 72 | 86 | 80 | 80 | 75 | 71 | 77 | 74 | 70 | 68 |
| | 2.5 | 109 | 94 | 100 | 88 | 93 | 83 | 79 | 105 | 93 | 97 | 87 | 90 | 83 | 78 | 92 | 85 | 86 | 81 | 77 | 83 | 79 | 76 | 73 |
| | 3 | 113 | 97 | 105 | 92 | 98 | 87 | 83 | 109 | 95 | 101 | 90 | 95 | 86 | 83 | 96 | 88 | 91 | 84 | 81 | 86 | 83 | 80 | 77 |
| | 4 | 117 | 100 | 111 | 96 | 105 | 92 | 89 | 113 | 98 | 107 | 94 | 102 | 91 | 88 | 101 | 92 | 96 | 89 | 87 | 92 | 87 | 85 | 82 |
| 5 | 120 | 102 | 114 | 98 | 110 | 95 | 93 | 115 | 100 | 111 | 97 | 106 | 94 | 92 | 104 | 95 | 100 | 92 | 90 | 95 | 90 | 88 | 85 | |
| 7 | 123 | 104 | 119 | 101 | 115 | 99 | 97 | 119 | 102 | 115 | 100 | 112 | 98 | 96 | 107 | 97 | 105 | 96 | 94 | 99 | 94 | 92 | 89 | |
| 10 | 126 | 105 | 123 | 103 | 120 | 102 | 100 | 121 | 104 | 118 | 102 | 116 | 101 | 99 | 110 | 100 | 108 | 98 | 97 | 102 | 96 | 95 | 92 | |

配光曲線



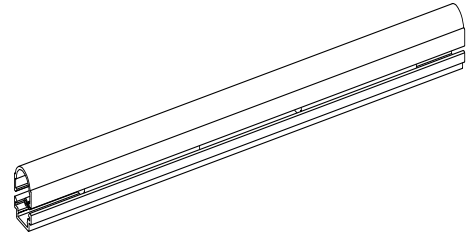
直射水平面照度



ECOHiLUX照明器具 配光データシート

意匠図

| | | | | | |
|------|--|--------|---|-----|------|
| 器具品名 | フレキシブルユニット屋内用 乳白カバー/取付レール付 | | | 保守率 | |
| 器具品番 | LDKSFU24V509 | | | 良 | 0.69 |
| 部品品名 | 乳白カバー 取付レール | | | 中 | 0.67 |
| 部品品番 | KSFUCV1800MW/KSFUCV900MW KSFURL1800SC/KSFURL900SC | | | 否 | 0.63 |
| 器具光束 | 1060lm | 最大取付間隔 | | 上方向 | 10% |
| 光源 | LED | AA | - | 下方向 | 90% |
| 光源光束 | 1350lm | BB | - | 全方向 | 100% |

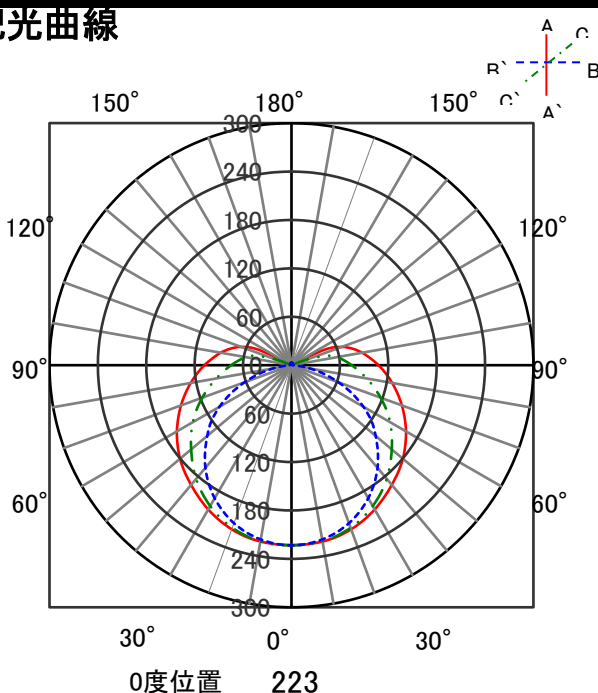


照明率表

作業面照明率(×0.01)

| 反天井 %射率 | 80 | | | | | | | | 70 | | | | | | | | 50 | | | | 30 | | 0 | |
|-------------|-----|-----|-----|-----|-----|----|----|-----|-----|-----|----|-----|----|----|----|----|----|----|----|----|----|----|----|----|
| | 壁 | 70 | 50 | 30 | 10 | 70 | 50 | 30 | 10 | 50 | 30 | 10 | 30 | 10 | 30 | 10 | 0 | 0 | | | | | | |
| 床 | 30 | 10 | 30 | 10 | 30 | 10 | 10 | 30 | 10 | 30 | 10 | 30 | 10 | 10 | 30 | 10 | 30 | 10 | 30 | 10 | 10 | 0 | 0 | |
| 室 指 数 | 0.4 | 41 | 39 | 28 | 27 | 20 | 20 | 15 | 40 | 37 | 27 | 26 | 20 | 19 | 15 | 25 | 25 | 19 | 19 | 14 | 18 | 18 | 14 | 12 |
| | 0.6 | 56 | 52 | 41 | 39 | 32 | 31 | 26 | 54 | 50 | 40 | 38 | 31 | 31 | 25 | 37 | 36 | 30 | 29 | 24 | 28 | 28 | 23 | 21 |
| | 0.8 | 66 | 60 | 51 | 47 | 41 | 39 | 33 | 63 | 58 | 49 | 46 | 39 | 38 | 32 | 45 | 43 | 37 | 36 | 31 | 35 | 34 | 30 | 26 |
| | 1 | 74 | 67 | 59 | 55 | 48 | 46 | 39 | 71 | 64 | 57 | 53 | 47 | 45 | 39 | 53 | 50 | 44 | 43 | 37 | 42 | 41 | 36 | 32 |
| | 1.3 | 82 | 73 | 67 | 62 | 57 | 53 | 47 | 78 | 70 | 65 | 60 | 55 | 52 | 46 | 60 | 56 | 52 | 50 | 44 | 49 | 47 | 43 | 38 |
| | 1.5 | 87 | 77 | 73 | 67 | 63 | 58 | 52 | 83 | 74 | 70 | 65 | 61 | 57 | 51 | 65 | 61 | 57 | 54 | 49 | 53 | 52 | 47 | 42 |
| | 2 | 95 | 83 | 83 | 74 | 73 | 66 | 60 | 90 | 80 | 79 | 72 | 70 | 65 | 59 | 73 | 67 | 65 | 62 | 57 | 61 | 59 | 54 | 49 |
| | 2.5 | 101 | 87 | 89 | 79 | 80 | 72 | 66 | 95 | 84 | 85 | 77 | 77 | 70 | 65 | 78 | 72 | 72 | 67 | 62 | 66 | 64 | 60 | 54 |
| | 3 | 104 | 89 | 94 | 82 | 85 | 76 | 71 | 99 | 86 | 90 | 80 | 82 | 74 | 69 | 82 | 76 | 76 | 71 | 66 | 70 | 67 | 64 | 58 |
| | 4 | 109 | 93 | 101 | 87 | 93 | 82 | 77 | 103 | 90 | 96 | 85 | 89 | 80 | 76 | 87 | 80 | 82 | 76 | 72 | 76 | 72 | 69 | 63 |
| 5 | 112 | 95 | 105 | 90 | 98 | 86 | 82 | 107 | 92 | 100 | 88 | 94 | 84 | 80 | 91 | 83 | 86 | 79 | 76 | 79 | 76 | 73 | 67 | |
| 7 | 116 | 98 | 111 | 94 | 105 | 90 | 87 | 110 | 95 | 105 | 91 | 100 | 88 | 85 | 95 | 87 | 92 | 84 | 81 | 84 | 80 | 77 | 71 | |
| 10 | 119 | 100 | 115 | 97 | 111 | 94 | 92 | 113 | 97 | 109 | 95 | 106 | 92 | 90 | 99 | 90 | 96 | 87 | 85 | 88 | 83 | 81 | 75 | |

配光曲線



直射水平面照度

